


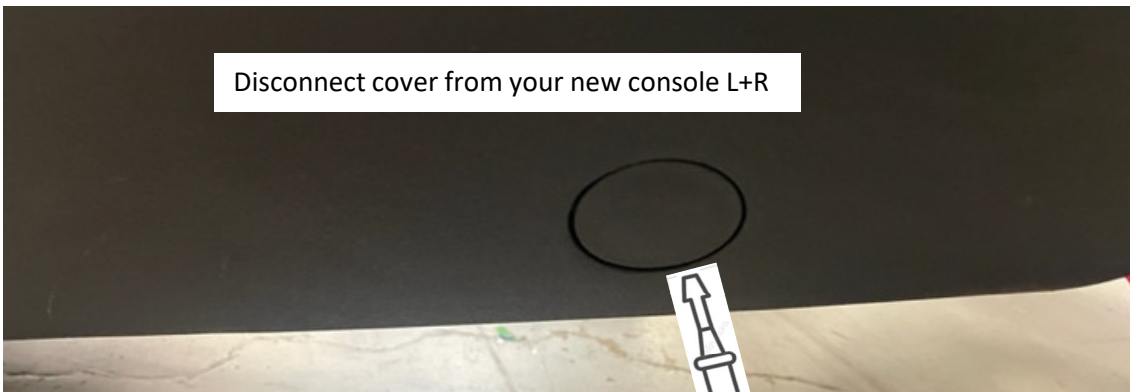


Remove cover on backside of seats



Use black screw 2x to mount bracket
DO NOT TIGHTEN YET



Flip out the cover from armrest
remove armrest from seat
cover up with special cover and tighten
with screw



Make 12V connection between your Van and console to make sure your 12V plug and USB wil work



Place console between seats

Make sure this part will slide into the correct guide

The bracket fits into the 4 bolts



place special nuts on the bolts and tighten with nuts



Tighten your console with bolts L+R and cover up.

Tighten the bolts from bottom bracket